

This SCHOLASTIC book belongs to

NAME _____

100 WORDS

Kids Need to Read by 1st Grade



Sight word practice to build strong readers.

BOOK 1

Contents

3...My 100 Words to Read

Group 1

4...Find the Word

5...Word Math

6...Match It!

7...What Am I?

Group 2

8...Who Am I?

9...Which Word?

10...Which Way Is Up?

11...Mystery Letter

Group 3

12...Read and Spell

13...Yes or No?

14...My Good Friend

15...Match It!

Group 4

16...Which Word?

17...Match It!

18...Friends Share

19...Rhyming Pear Tree

Group 5

20...Go Car, Go!

21...This or That?

22...What Am I?

23...Sort It Out!

Group 6

24...Letter Detective

25...How Many?

26...Sparky and Lisa's Day

31...If Numbers

Were Walking

Mini Book

27...Balloons for Lilly

Dear Educator,

Teachers know and experts agree that the only way for children to master sight words—those high frequency, often non-decodable words essential to reading fluency—is through practice. With *100 Words Kids Need to Read*, we are pleased to offer a tool to help you provide that practice in an engaging, effective format.

We created the three books in this series—for first, second, and third graders—with the guidance of literacy experts and classroom teachers. Broken down into manageable groups, words are introduced in context and reinforced through inviting puzzles and games. Each sequence of activities is carefully designed to touch on reading, writing, and usage—taking children beyond mere visual recognition of sight words to genuine mastery.

The journey through these skill-building pages will help young readers make the successful transition from learning to read to reading to learn. Along the way, they will also receive excellent preparation for standardized tests. Enjoy the trip!



David Goddy
VP, Publisher

<p>look; 7. be; 8. sat; 9. went. Page 20: go; saw; wants; can go; goes. Page 21: 2. that; 3. old; 4. new; 5. This. Page 22: hidden picture = flower. Page 23: Actions: see, saw, go; Things: book, car; Colors: blue, orange, green, red, yellow. Page 24: 1. o, a; 2. i, a; 3. e, o, u. Page 25: 1. two; 2. four; 3. three; 4. one. Page 26: 1. seven; 2. eight; 3. three; 4. five. Mini Book: rain; to; car; mother; with; has; seven; get; girl; two; gave; orange; he; to; They; play; as; good; sleep. Page 31: Number words to be circled appear as follows: verse 2: One; verse 3: One, Two; verse 4: Two; verse 5: Two, Three, One, Two; verse 6: Four's; verse 7: Five, Ten; verse 8: six, Five, Seven; verse 9: Seven; verse 10: Eight's; verse 11: Nine, Ten; verse 12: Ten; zero, one.</p>	<p>ANSWER KEY</p> <p>Page 4: Words to be marked follow in bold: Lilly has a cat. The cat is little. The cat goes to Lilly. Page 5: at; any; as. Page 6: From top to bottom, pictures match sentences 2, 1, 5, 4, 3. Page 7: hidden picture = panda in bamboo. Page 8: Answers will vary. Page 9: 1. play; 2. jump; 3. fast; 4. run; 5. ran. Page 10: 1. down; 2. out; 3. up; 4. on; 5. in. Page 11: 2. o; 3. p; 4. u; 5. n. Page 12: 2. father; 3. and; 4. were; 5. They. Page 13: Answers will vary. Page 14: friend; We; are; good. Page 15: From top, pictures match sentences 2, 3, 1. Page 16: 1. Will; 2. sit; sat; 3. ate; 4. be; 5. eat; 6. be, ate. Page 17: night; stop; day; rain. Page 18: went; with; of; for; from; if. Page 19: 2. night; 3. stop; 4. ate; 5. will; 6.</p>
---	--

Editor: Kaaren Sorensen **Art Directors:** Joan Michael, Deborah Dinger, Vanessa Frazier, Beth Benzaquin
Editorial Consultants: Wiley Blevins, Mary C. Rose, Sue Szczepanski **Writers:** Laine Falk, Spencer Kayden, Jessica B. Levine **Copy Editors:** L.C. Israel, Bryan Brown **Production Editor:** Barbara Schwartz **Magazine Group:** VP, Publisher: David Goddy•VP, Editor in Chief: Rebecca Bondor•Associate Editorial Director: Alyse Sweeney•Design Director: Judith Christ-Lafond•Production Director: Barbara Schwartz•Executive Director of Photography: Steven Diamond•Publishing System Director: David Hendrickson•Manager, Digital Imaging Group: Marc Stern•Director of Library Service: Bert Schacter•Library Manager: Maggie Stevaralgia•VP, Marketing: Jocelyn Forman•Scholastic Education: President: Margery Mayer•Group VP Marketing: Greg Worrell•Director, Customer Service Technical Support: Karine Apollon-Mowatt•Associate Director of Customer Service: Pat Drayton

To order more issues or for customer service: 1- 800-SCHOLASTIC

Copyright © 2001 by Scholastic • All rights reserved. Published by Scholastic, Inc • Scholastic and associated logos are trademarked and/or registered trademarks of Scholastic Inc. No part of this publication may be reproduced, or stored in a retrieval system, or transmitted in any form or by any means, electronic, mechanical, photocopying, recording or otherwise, without written permission of the publisher. For information regarding permission, write to Scholastic Inc., Attention: Permissions Department, 557 Broadway, New York, NY 10012

Library of Congress Cataloging-in-Publications Data available ISBN 0-439-39929-7
 12 9 8 7 6 5 4 3 2 1 00 01 02 03 04 Printed in the USA. First printing X

My 100 Words to Read

Group 1

a	girl	little
an	goes	she
as	has	the
at	he	to
boy	is	was
by	it	

Group 2

am	jump	play
down	me	ran
fast	my	run
have	off	up
I	on	
in	out	

Group 3

and	friend	they
are	good	we
did	had	were
do	mother	yes
don't	no	you
father	not	

Group 4

ate	if	sit
be	look	stop
day	night	went
eat	of	will
for	rain	with
from	sat	

Group 5

black	green	see
blue	new	that
book	old	this
can	orange	want
car	red	yellow
go	saw	

Group 6





came	get	six
come	give	ten
eight	got	three
five	nine	two
four	one	
gave	seven	

Find the Word

Directions:
Read the story.
Then follow the
directions below.



Lilly has a cat.
The cat is little.
The cat goes to Lilly.

- 1 Put a  around the word **a**.
- 2 Underline the word **is**.
- 3 Put a  around the word **The** two times.
- 4 Put a  over the word **little**.
- 5 Put a  over the word **goes**.

Word Math



Directions:

Make new words by adding letters to the letter **a**. We did the first one for you.

- 1 **a** + **t** = at
- 2 **a** + **n** = _____
- 3 **a** + **s** = _____

Now **circle** the new words you made in the sentences below.

- 1 The girl is at home.
- 2 The boy has an apple.
- 3 The dog is as big as the girl.

Match It!

Directions:

Draw a line from each sentence to the picture it matches. We did the first one for you.

- 1 He is a boy.
- 2 A girl has a little dog.
- 3 She is by the tree.
- 4 He goes to school.
- 5 It is an apple.



What Am I?

Directions:
What kind of animal is hidden in this picture? Follow the directions to find out.



If the word starts with **t**, color the space



If the word starts with **g**, color the space



If the word starts with **h**, color the space



If the word starts with **b**, color the space



Who Am I ?

Directions:

Read about Sam.
Then answer
the questions
about you.




My name is Sam.
I am six years old.
I have brown hair.
This is a picture of me.

Now it is your turn.

My name is _____.

Circle one:

I am  years old.

I have  hair.
black **red** **brown** **blond**

This is a picture of me! (Draw a picture of yourself here.)



Which Word?



Directions:

Read the story. Then answer each question with a **blue** word from the story. We did the first one for you.

My dog Pete can **play**.
He can **jump**.
He can **run fast**. I **ran** with Pete.

-
- 1 Which blue word starts with **p**? play
 - 2 Which blue word starts with **j**? _____
 - 3 Which blue word rhymes with **last**? _____
 - 4 Which blue word rhymes with **fun**? _____
 - 5 Which blue word rhymes with **man**? _____

Which Way Is Up?

Directions:

Look at each picture.
Then **circle** the correct
word for each sentence.
Write the word
on the line.

3



The cat runs _____ the tree.
up down

1




The cat runs _____ the tree.
up down

4



The cat is _____ the box.
on off

2



The cat goes _____ of the box.
in out

5



The cat is _____ the box.
on in

Mystery Letter

Letter Box

u p ~~m~~ o n

Directions:

In each set of words, the same letter is missing. Can you find the mystery letter in each set? The letters you need are in the **Letter Box**. We did the first one for you.

1

m e

m y

ju m p

The mystery letter is m.

3

u _____

_____ lay

jum _____

The mystery letter is _____.

2

d _____ wn

_____ ff

_____ n

The mystery letter is _____.

4

_____ p

r _____ n

o _____ t

The mystery letter is _____.



5

ra _____

i _____

o _____

The mystery letter is _____.

Read and Spell

Directions:

Read the story, then put a ✓ next to the correct word that completes each sentence. Write the word on the line. We did the first one for you.



Sam's father went to the park. Sam and his mother were there. Sam played with his mother and father. They had a good time at the park.

- 1 Sam was at the park with his mother.
- ___muther
___mohter
✓mother

- 2 Sam saw his _____ at the park.
- ___father
___fahter
___foter

- 3 Sam was with his mother _____ father.
- ___an
___nad
___and

- 4 They _____ all at the park.
- ___ware
___wir
___were

- 5 _____ played.
- ___Thay
___They
___The

Yes or No?

Jen is a girl. Jen is six. Jen does not like bugs. Jen likes mud. Jen jumped in the mud. Are you like Jen?

Directions:

Read the story. Then answer the questions. Circle your answers. Then write your answers on the lines.

1 Are you a girl?

_____, I _____ a girl.

Yes No am am not

2 Are you six?

_____, I _____ six.

Yes No am am not

3 Do you like bugs?

_____, I _____ like bugs.

Yes No do don't

4 Did you jump in the mud?

_____, I _____ jump in the mud.

Yes No did did not

5 Do you like mud?

_____, I _____ like mud.

Yes No do don't



My Good Friend

Directions:

Use the words from the **Word Box** to write a story about your friend.



Word Box

good
are
friend
We

I have a _____. We like to play. _____ have fun. We _____ friends.

Who is your good friend?

_____ is my good friend!

(Write your friend's name here.)



This is a picture of my friend. (Draw a picture of your friend below.)



Match It!

Directions:
Look at the pictures.
Then read the
sentences. Draw a line
from each picture to
the sentence that
matches it.



- 1 A mother and father have a little boy.
- 2 Lisa and Amy are good friends.
- 3 A boy and girl play.

Now try this!

Draw a picture that matches this sentence:

My friend and I play.



Which Word?

Directions:

Read the story.
Then answer
each question with
a **blue** word from
the story. We did the
first one for you.



A cookie is on the bed.

Will Sam **sit** on it? Sam **sat** on the
cookie. Will he **eat** the cookie? No,
but Sam's dog will **be** happy to eat the
cookie. Sam's dog **ate** the cookie.

1 Which blue word ends with the letter **l**? Will

2 Which two blue words begins with the letter **s**?

3 Which blue word rhymes with **Kate**? _____

4 Which blue word rhymes with **tree**? _____

5 Which blue word rhymes with **seat**? _____

6 Which two blue words end with the letter **e**?

100 Words Kids Need to Read by 1st Grade © Scholastic, Inc.


Match It!

It rains all **night**, it rains all **day**.
The **rain** won't **stop**, we cannot play.
Look! See the sun. The day is new.
Now I want to play with you!

Directions:
Read the poem.
Then choose a **blue** word from the poem to match each picture, below. We did the first one for you.



Look



Friends Share

Directions:

Use the words in the **Word Box** to complete the story.

Word Box

for from with
of if went



Jake _____ to the zoo _____ Lilly and Sam. At the zoo, Jake had a bag _____ popcorn. The popcorn was _____ Lilly, Sam, and Jake. Lilly had popcorn _____ Jake's bag. _____ Sam wants popcorn, he can have some, too. What do you share with your friends?

Now try this!

Draw a picture of something you share with your friends.

Rhyming Pear Tree

Directions:

Go to the **Word Box** to find a word that rhymes with the word on each pear. Write the word on the line. We did the first one for you.

1

play

day

2

light

3

mop

5

fill

6

book

7

me

4

late

8

cat

9

bent

Word Box

night

will

be

~~day~~

ate

went

stop

look

sat

Go Car, Go!

Directions:

Read the story. Then circle the word that best completes each sentence. Write the words on the lines.



Sam's father has a red car. The red car is old. It cannot

_____ fast. Sam _____ his father in
go goes see saw

the red car. It did not go. Sam's father _____
want wants

a new car.

Sam's father has a new car! The new car is green.

Sam _____ with his father in the green car. It
go can go

_____ fast. Sam goes in the fast green car
go goes

with his father.

Now try this! Write a sentence about a car.

This or That?

Word Box

This new
that old
~~book~~

Directions:

Use words from the **Word Box** to fill in the blanks in the sentences below. Use the pictures to help you. We did the first one for you.

THIS

THAT

1



This book is yellow, but that book is red.



2



This book is green, but _____ book is blue.



3



This shoe is new, but that shoe is _____.



4



This shoe is old, but that shoe is _____.



5



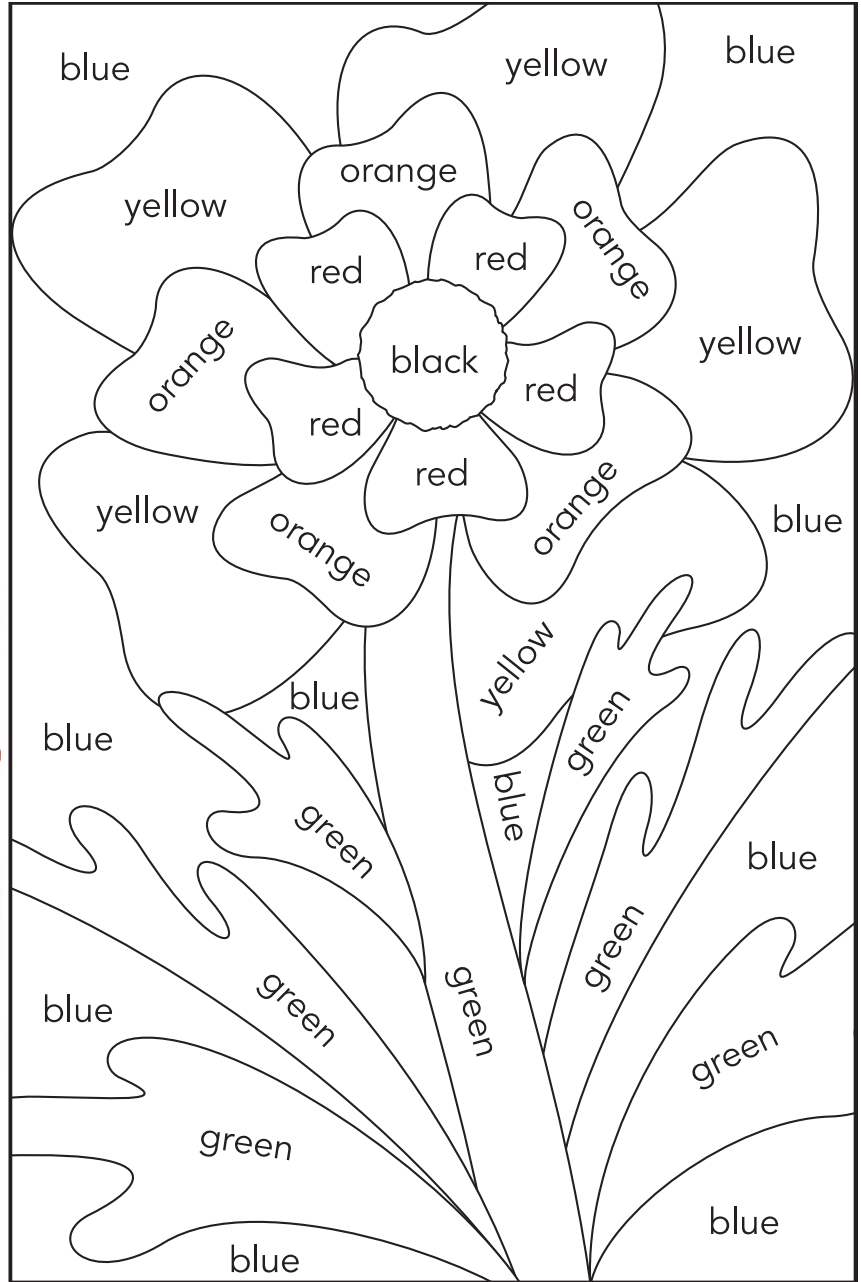
_____ shoe is blue, but that shoe is red.



What Am I?

Directions:

What is hidden in this picture? Follow the color words to color the picture.



Now circle the correct answer.

I am a _____.

flower



bird



snake



Sort It Out!

Word Box

~~blue~~ go see
book green yellow
orange red
car saw

Directions:
Put each word
from the **Word Box**
in the circle where
it belongs. We did the
first one for you.

ACTIONS

THINGS

COLORS

blue

Letter Detective

Directions:

Read the story.
Then use the letters
in the **Letter Box** to
complete the words
below. You will use
some letters more
than once.



It is Jake's birthday. He wants his friends to **come** to his party. He will **give** balloons to his friends. He will **get** presents from his friends.

Lilly and Sam **came** to Jake's party. They **gave** presents to Jake. They **got** balloons from Jake. They had fun at the party.

- 1 Did Lilly **c** _____ **me** to Jake's party?
Yes, she **c** _____ **me** to Jake's party.

- 2 Did Lilly **g** _____ **ve** a present to Jake?
Yes, she **g** _____ **ve** a present to Jake.

- 3 Did Lilly **g** _____ **t** a balloon from Jake?
Yes, she **g** _____ **t** a balloon from Jake.

Letter Box

a e i
o u

Now try this! Which letter did you **not** use? _____

How Many?



Directions:
What can you find in Jake's messy room? Look at the picture. Then answer the questions below.

Word Box

five one eight two ten
seven three six four nine

- 1 How many red cars are on Jake's floor? _____
- 2 How many fish are in Jake's fish tank? _____
- 3 How many blue cars are on Jake's floor? _____
- 4 How many dinosaurs are under Jake's chair? _____

Sparky and Lisa's Day

Directions:

Read each question.
Then look at the clock.
Use the number words
in the **Word Box** to write
the correct time on
the line.



Word Box

one four seven ten
two five eight
three six nine

1

What time does
Sparky wake Lisa up
in the morning?



_____ o'clock

2

What time does
Sparky take his
morning walk?



_____ o'clock

3

What time does
Sparky meet Lisa
after school?



_____ o'clock

4

What time does
Lisa give Sparky
his bath?



_____ o'clock

Now try this!

Draw hands on the
clock to show nine
o'clock, Sparky and
Lisa's bedtime.



FRANCIS CLARK WESTFIELD

Mini Book Directions: This book is not finished! Can you help? When you see a word missing, circle the correct choice and write on the line. Look at the pictures for clues.



8

FOLD

1

100 Words Kids Need to Read by 1st Grade © Scholastic, Inc.

Balloons
for Lilly

_____ helped write this book
(Write your name here)

I read my book to:

parent _____ and _____
friend _____

My child read this book to me.

parent _____ date _____



Lilly wants to go to the park. Will it

rain? No, it will not **rain run**.

Lilly can go **to be** the park.

2



That night, Lilly is as happy **as at**

she can be. It was a **good old** day.

Lilly and Pete **ran sleep**.

7





Lilly sees Sam. _____ is Lilly's
He She

friend. Lilly gives the green balloon

_____ Sam.

to from They We

_____ with the balloons.

play eat

6

FOLD



Lilly goes to the park in a _____
car can

She is with her _____. Pete

mother father


comes _____ Lilly and Mother.

with we

3



Follow the color words to color the balloons.



A little girl has **have** six **six** seven
balloons. Lilly sees the balloons. Lilly
wants one. Will she get **get** got a
balloon from the boy **boy** girl **girl**?

4



Look! Lilly got two **two** four
balloons!
The girl give **give** Lilly an
orange **orange** blue
balloon and
a green balloon.

5



FOLD

If Numbers Were Walking

If numbers were walking and came in a line
You'd learn to know them in a very short time.

Oh, look over there! See, here they come!
And the first to arrive is the tall number **One**.

One is thin and quite straight, as suits a leader—
Now here comes Two! You know Two, don't you, reader?

Two stands good and steady on its broad base
And is curvy up top to make up its face.

Two is followed by Three, who true to its name
Is behind One and Two, who already came.

Now Four's like a house with a little steep roof
And has got a long stem leading down to its hoof.

Five is the middle, and that's where you get
When you're halfway to Ten—now don't you forget!

Let us have Six, and let it be clear
That it's one more than Five, but not Seven, my dear.

Seven is simple, it's the name that we gave
To the number that's lucky, and funny, and brave.

Eight's nothing but curves going 'round on itself
And it would fall over if it stood on a shelf.

Nine is a circle on top of a stem
And comes just before the number called Ten.

Ten is two numbers, zero after a one
And we've counted them all—now wasn't that fun?

—Samuel A. Southworth

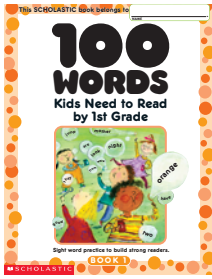
Directions:

Listen to your teacher
read this poem out loud.
As you listen and read,
draw a circle around each
number word you find.
We did the first one
for you.



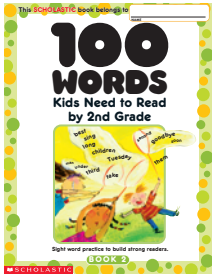
100 Words Kids Need To Read

Book 1 (First Grade)



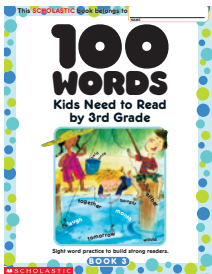
are	car	for	green	look	on	seven	two
as	come	four	had	me	one	she	up
at	day	friend	has	mother	orange	sit	want
ate	did	from	have	my	out	six	was
be	do	gave	he	new	play	stop	we
black	don't	get	I	night	rain	ten	went
blue	down	girl	if	nine	ran	that	were
book	eat	give	in	no	red	the	will
a	boy	eight	go	is	not	run	they
am	by	fast	goes	it	of	sat	this
an	came	father	good	jump	off	saw	three
and	can	five	got	little	old	see	to
							you

Book 2 (Second Grade)



better	fell	into	now	second	thank	when
both	few	keep	open	short	their	where
brother	first	kept	our	sing	them	white
brown	Friday	large	over	sister	then	who
but	funny	long	please	sleep	there	why
child	goodbye	made	pretty	slept	third	wide
children	hello	make	purple	small	Thursday	winter
cold	help	man	quiet	some	took	woman
after	drink	her	many	read	soon	women
all	drank	here	men	said	spring	your
any	early	hers	Monday	sang	story	under
ask	end	him	more	Saturday	summer	us
before	every	his	myself	say	Sunday	Wednesday
best	fall	how	none	school	take	what

Book 3 (Third Grade)



beautiful	different	grew	live	round	today	wrote
because	does	grow	may	several	together	year
been	done	held	middle	shall	told	yesterday
behind	draw	hold	month	should	tomorrow	
believe	drew	hurt	much	start	too	
below	either	it's	must	straight	trouble	
bought	enough	its	neither	sure	upon	
bring	far	just	never	talk	very	
about	brought	kind	once	tell	walk	
above	buy	flew	knew	only	warm	
again	call	fly	know	own	think	
always	carry	found	laugh	pull	those	
answer	city	frighten	learn	put	though	
around	clean	full	left	ready	thought	
away	could	going	light	right	through	
						wrong

To order, call 1-800-SCHOLASTIC

This **SCHOLASTIC** book belongs to

NAME _____

1000 WORDS

Kids Need to Read by 2nd Grade



Sight word practice to build strong readers.

BOOK 2

Contents

3...My 100 Words to Read

Group 1

4...A Smelly Riddle

5...Which Word?

6...Shake It Up!

Group 2

7...Show and Tell

8...Puzzle It Out!

9...Sort It Out!

Group 3

10...Match It!

11...Find the Word

12...Mystery Letter

Group 4

13...Jake's Very Bad Week

14...Lilly's Busy Month

15...Recipe for Laughs

Group 5

16...Picture This!

17...Charlie and Peapod

18...A-maze-ing Apples

Group 6

19...Which Word?

20...What's the Question?

21...Sort It Out!

Group 7

22...The Terrible Tooth Fairy

23...The Four Seasons

24...True or False?

Name That Word! Game

25...Word Cards

27...How to Play

28...Game Board

Dear Educator,

Teachers know and experts agree that the only way for children to master sight words—those high frequency, often non-decodable words essential to reading fluency—is through practice. With *100 Words Kids Need to Read*, we are pleased to offer a tool to help you provide that practice in an engaging, effective format.

We created the three books in this series—for first, second, and third graders—with the guidance of literacy experts and classroom teachers. Broken down into manageable groups, words are introduced in context and reinforced through inviting puzzles and games. Each sequence of activities is carefully designed to touch on reading, writing, and usage—taking children beyond mere visual recognition of sight words to genuine mastery.

The journey through these skill-building pages will help young readers make the successful transition from learning to read to reading to learn. Along the way, they will also receive excellent preparation for standardized tests. Enjoy the trip!



David Goddy
VP, Publisher

ANSWER KEY Page 4: 1. take; 2. his; him; 3. man; men; 4. all; none; 5. sleep; 6. drank Page 5: 2. drink; 3. some; 4. slept; 5. sleep; 6. drank Page 6: 1. My father makes milkshakes all the time. 2. I think his milkshakes are the best. 3. Last week I drank a milkshake every day. 4. Today, Dad made some milkshakes. 5. Then he took a short nap. 6. While he slept, I drank a milkshake. 7. In fact, I drank them all. 8. I had a stomachache all day! Page 7: 2. brown; 3. white; 4. pretty. purple; 5. funny, short Page 8: 2. brother; 3. said; 4. read; 5. sister; 6. children; 7. ask; 8. say Page 9: Verbs: read, said, say, took; Nouns: brother, school, children, sister; Adjectives: pretty, purple, funny, brown, short, white Page 10: From top, pictures match sentences 2, 3, 5, 4, 1 Page 11: 2. myself; 3. but; 4. make; 5. your; 6. our; 7. us Page 12: 2. r; 3. o; 4. b; 5. i; 6. n; 7. o get a robin Page 13: 1. b; 2. a; 3. a; 4. a; 5. c; 6. c opposite of more is less. 5. The opposite of over is under. 6. Another word for over is above. 7. silent. 3. Another word for story is tale. 4. The of early is late. 2. Another word for quiet is Page 24: 1. The opposite 3. spring; 4. summer Page 25: 1. The opposite wide; 8. into; 9. more Page 26: 1. fall; 2. winter; early; 2. over; 3. end; 4. story; 5. quiet; 6. fell; 7. When? after, before, now, soon Page 27: 1. children, men, us; Where?: here, school, there; dog reach the cookies? Page 28: 1. What is your last name? 4. Why did school close? 5. Where are the books? 6. How did the 3. What is your last name? 4. Why did school after, before; 6. then Page 29: 2. Who is that? pineapple. Page 30: 2. open; 3. there; 4. now; 5. Many apples are ripe. 7. Thanks for the apples; a apples. 5. I like red apples better than green as good as these. 4. I won't buy any green buy apples here every year. 3. Few apples taste 1. Hello! May I please buy some apples? 2. We help. 5. Thank you! Page 31: 1. Hello! May I please buy some apples? 2. We help. 5. Thank you! Page 32: 1. Hello! May I please buy some apples? 2. We help. 5. Thank you!

Editor: Kaaren Sorensen **Art Directors:** Deborah Dinger, Joan Michael, Vanessa Frazier, Beth Benzaquin
Editorial Consultants: Wiley Blevins, Mary C. Rose, Sue Szczechanski **Writers:** Laine Falk, Spencer Kayden, Jessica B. Levine **Copy Editors:** L.C. Israel, Bryan Brown • **Magazine Group:** VP, Publisher: David Goddy • VP, Editor in Chief: Rebecca Bondor • Associate Editorial Director: Alyse Sweeney • Design Director: Judith Christ-Lafond • Production Director: Barbara Schwartz • Executive Director of Photography: Steven Diamond • Publishing System Director: David Hendrickson • Manager, Digital Imaging Group: Marc Stern • Director of Library Service: Bert Schacter • Library Manager: Maggie Stevalgalia • VP, Marketing: Jocelyn Forman • **Scholastic Education:** President: Margery Mayer • Group VP Marketing: Greg Worrell • Director, Customer Service Technical Support: Karine Apollon-Mowatt • Associate Director of Customer Service: Pat Drayton

To order more issues or for customer service: 1- 800-SCHOLASTIC

Copyright © 2001 by Scholastic • All rights reserved. Published by Scholastic, Inc • Scholastic and associated logos are trademarked and/or registered trademarks of Scholastic Inc. No part of this publication may be reproduced, or stored in a retrieval system, or transmitted in any form or by any means, electronic, mechanical, photocopying, recording or otherwise, without written permission of the publisher. For information regarding permission, write to Scholastic Inc., Attention: Permissions Department, 557 Broadway, New York, NY 10012

Library of Congress Cataloging-in-Publications Data available ISBN 0-439-39930-0
12 9 8 7 6 5 4 3 2 1 00 01 02 03 04 Printed in the USA. First printing X

My 100 Words to Read

Group 1

all	long	slept
drank	man	some
drink	men	take
him	none	took
his	sleep	

Group 2

ask	funny	say
brown	pretty	school
brother	purple	short
child	read	sister
children	said	white

Group 3

both	make	us
but	myself	woman
her	our	women
hers	sang	your
made	sing	

Group 4

cold	Monday	third
first	Saturday	Thursday
Friday	second	Tuesday
keep	small	
kept	Wednesday	
large	Sunday	

Group 5

any	better
every	please
many	thank
few	help
their	town
them	goodbye
best	hello

Group 6

after	then
before	there
here	what
how	when
now	where
open	why
soon	

Group 7

early	quiet
end	spring
fall	story
fell	summer
into	under
more	wide
over	winter

A Smelly Riddle

Directions:

Complete each sentence with a word from the **Word Box**. Then solve the riddle below. We did the first one for you.

Word Box

none	take	his
him	men	took
man	all	

- 1 Yesterday, he t o o k my picture. Now I will _____ 1
his picture.
- 2 Yesterday, I took _____ 2 dog for a walk. Today, I will walk the
dog with _____ 3.
- 3 There is one _____ in the store. There are five _____ 4
on the street.
- 4 Anna wants _____ 5 of the apples. Carlos wants
_____ of them.

Now look for the numbers under your answers above.
Then fill in the matching letters in the blanks below.

What does the owner of a perfume store do?

_____!
2 1 5 5 2 2 3 4 5 5 2



Which Word?



BARBARA GRAY

Directions:
Read the story. Then answer each question with a **blue** word from the story. We did the first one for you.

Jake was thirsty. "Drink some water," said his mother.

Jake **drank some** water.

Jake was tired. "Go to **sleep**," said his mother. Jake **slept**.

He took a **long** nap. When he woke up, he was not thirsty. He was not tired. He was happy.

- 1 Which blue word begins with **l** and ends with **g**?

_____ **long** _____

- 2 Which blue word begins with **d** and has an **i** in the middle?

- 3 Which blue word ends with a silent **e**?

- 4 Which blue word rhymes with **kept**?

- 5 Which blue word begins with **s** and rhymes with **deep**?

- 6 Which blue word ends with **k** and rhymes with **sank**?

Shake It Up!

Directions:

To complete the maze, pass only through the **correct** sentences. The correct path will take you through **eight** boxes.

Start

Him makes the best milkshakes.

My father makes milkshakes all the time.

No men makes a better milkshake.

Last week I drank a milkshake every day.

I think his milkshakes are the best.

Last week I drink a milkshake every day.

Today Dad made some milkshakes.

Today Dad didn't make none.

Then he take a short nap.

Then he took a short nap.

While he sleep, I drank a milkshake.

In fact, I drank them all.

In fact, I drank them all.

While he slept, I drank a milkshake.

I had a stomachache all day!

Finish!

Now try this!

After you've finished, go back and re-read all the boxes you drew a path through. Does your story make sense?

Show and Tell

Directions:

Look at the picture. Use the words in the **Word Box** to finish the sentences about the picture. We did the first one for you.



Word Box

purple
brown
white
pretty
funny
short
school

- 1 It was show-and-tell day at school.
- 2 Lilly brought in a fuzzy _____ bear.
- 3 Jake had a black and _____ zebra.
- 4 Kim brought a _____ doll in a _____ dress.
- 5 Joe had a _____ clown that wore _____ pants.

Puzzle It Out!

Directions:

Use the **Word Box** to complete the sentences below. Then write your answers in the correct places in the puzzle. We did the first one for you.

Word Box

brother read
 child ask
 sister say
 children said

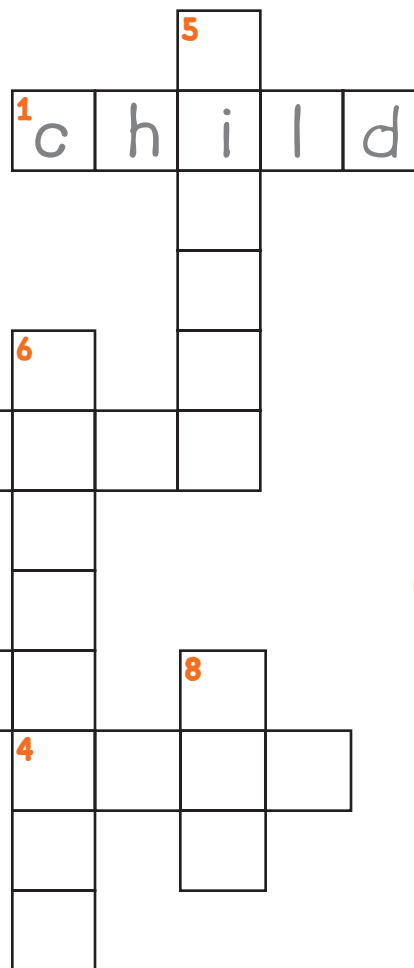


Across

- One boy or girl is called a child.
- Joe and John are twins. Joe is John's _____.
- Joe _____ hello to Mr. Jones.
- Tanya loves to _____ books.

Down

- Joe is Anne's brother. Anne is Joe's _____.
- Seven _____ came to Tanya's party.
- Will you _____ Dad for ice cream?
- Please _____ hello to Mrs. Jones.



Sort It Out!

Word Box

ask	funny	short
brother	said	children
pretty	brown	took
purple	say	sister
read	school	white

Directions:
Put each word from the **Word Box** in the circle where it belongs. We did the first one for you.

People Places Things (nouns)

Action Words

(verbs)

ask

Describing Words

(adjectives)

Directions:

Draw a line from each sentence to the picture it matches. We did the first one for you.

Match It!

- 1 This woman is with her little boy.
- 2 Both women smiled.
- 3 This bird sang.
- 4 The children sing songs.
- 5 The brown and white dog is hers.



Now try this!

Write a sentence using at least two of the blue words on this page.

Find the Word

Word Box

make us but
your myself
our ~~made~~

Directions:

Use the words in the **Word Box** to complete the sentences below. Then find each word in the puzzle. We did the first one for you.

- 1 Lilly made a cake for her mother's birthday.
- 2 I fell down and hurt _____.
- 3 Jack likes red jelly beans _____ not green ones.
- 4 Sam will _____ cookies with his friend.
- 5 What day is _____ birthday?
- 6 My brother and I went with _____ parents to the park.
- 7 Our mom took _____ to the zoo.

Hint: Words may go across or down.

d	f	y	o	u	r
m	a	k	e	x	z
a	w	o	b	u	t
d	q	u	l	s	p
e	b	r	m	n	t
m	y	s	e	l	f



Mystery Letter

Directions:

In each set of words, the same letter is missing.

Can find the mystery letter in each set? The letters you need are in the **Letter Box**.

Letter Box

i b r n o

- 1 he ___s
you ___
ou ___

The mystery letter is ___

- 2 b ___th
w ___man
___ur

The mystery letter is ___

- 3 ___ut
___oth
___lack

The mystery letter is ___

- 4 s ___ng
s ___ster
wh ___te

The mystery letter is ___



- 5 wome ___
sa ___g
lo ___g

The mystery letter is ___

Now try this!

To answer the riddle below, fill in the five mystery letters in the order they appear above.

Why did Batman go to the pet store?

To get a ___ ___ ___ ___ ___!
1 2 3 4 5



Jake's Very Bad Week

Directions:

Read the story. Then fill in the bubble next to the correct ending for each sentence.

I did not have a bad day. I had three bad days! The **first** one was **Monday**, when I took my frog to school. He is **small**, and I **kept** him in my pocket, but my teacher said I have to **keep** my frog at home. The **second** bad day was **Wednesday**. I forgot we had a spelling test. And my sister put some **large** ice cubes down my back. They were **cold**! The **third** bad day was **Saturday**. We lost our softball game 37 to 2. I struck out three times. What a week!

- 1 Jake had a spelling test on
 - a. his first bad day.
 - b. his second bad day.
 - c. his third bad day.
- 2 Jake's third bad day was
 - a. Saturday.
 - b. Monday.
 - c. Thursday.
- 3 The opposite of cold is
 - a. hot.
 - b. freezing.
 - c. cool.
- 4 Another word for small is
 - a. little.
 - b. large.
 - c. silly.
- 5 The opposite of large is
 - a. big.
 - b. huge.
 - c. small.
- 6 Jake's teacher said he had to
 - a. kept his frog at home.
 - b. keeps his frog at home.
 - c. keep his frog at home.

Lilly's Busy Month

Directions:

Lilly has a busy month! Use the calendar to answer the questions below. We did the first one for you.

- 1 Mom's birthday is on the 11th. What day of the week is that? Sunday.
- 2 Lilly plays soccer every _____.
- 3 Lilly has a dentist's appointment on the _____ Wednesday of the month.
first second third
- 4 The school fair is on the _____ Saturday of the month.
first second third

November

Sunday	Monday	Tuesday	Wednesday	Thursday	Friday	Saturday
				1	2	3
4	5 Play with Janet	6 Soccer 4:00 	7	8	9	10 School Fair
11 Mom's birthday	12	13 Soccer 4:00 	14	15	16	17
18	19	20 Soccer 4:00 	21 Dentist	22 Thanksgiving	23	24
25	26	27 Soccer 4:00 	28	29	30	

Recipe for Laughs



Directions:

Don't read this story yet! First, find a partner. One of you will read aloud the words under the blanks at left and write down what the other says. Then put the words in the story and read it out loud.

1. _____
thing (plural)
2. _____
number
3. _____
thing (plural)
4. _____
number
5. _____
color
6. _____
day of week
7. _____
day of week
8. _____
food
9. _____
number
10. _____
number
11. _____
color

Try this yummy recipe for chocolate
_____. Your friends will love it!

- **First**, put _____ small
_____ in a large bowl.
- **Second**, add _____
cups of chocolate chips.
- **Third**, mix until it all turns _____.
- Bake until _____, then
keep cold until _____.
- Serve **cold** with _____ ice cream
on top.
- Makes _____ servings. It will **keep**
for _____ weeks. (Once we **kept**
it longer, but it turned _____ !)

Picture This!

Directions:

Look at the picture.
Then use the words in
the **Word Box** to
complete the
sentences below.



Word Box

Their	Every
any	best
Many	few
better	them

- 1 _____ butterfly in the picture is yellow.
- 2 _____ birds in the picture are red.
- 3 There are a _____ blue birds in the picture.
- 4 There aren't _____ ants in the picture at all.
- 5 Tom likes the red birds _____ than the blue ones.
- 6 Lilly likes the butterflies _____ of all.
- 7 Tanya likes _____, too. _____ yellow wings are pretty.

Charlie and Peapod



BARBARA GRAY

Directions:
First use the **Word Box** to fill in what these silly dogs say to each other. Then complete Charlie's last sentence.

Word Box

Goodbye hello please Thank help town



1

Hi, Peapod! May I

1

ask you a question?

Why, _____ ,
Charlie! Please do! 2



2



3

How do I get to

_____ , Peapod?

I am happy to _____ .
Just cross the street.



4



5

_____ you, Peapod.

_____ !

3

4

5

You're welcome,
Charlie. By the way,
why are you going
to town?



6



7

I need a raincoat, Peapod. I don't want to be a

_____ !

1

2

3

3

5

4

2

3

3

5

Directions:

To complete the maze, pass only through the boxes containing **correct** sentences. The correct path takes you through **seven** boxes.

A-maze-ing Apples

Start

Hello! May I please buy some apples?
1

Them apples look tasty.

We buy apples here every year.

Apples please me.
2

He help me reach the apples.

The ripe apples are over their.

Few apples taste as good as these.

I won't buy any green apples.

I like red apples better than green.
4

Thanks you for the apples.
6

Green apples are best than red apples.

Many apples is ripe.
3

Thanks for the apples. Goodbye!

Many apples are ripe.
5

Finish

Now try this! To answer the riddle, look for the numbers under some of the letters inside the maze. Then fill in the matching letters below.

What kind of apple isn't an apple?

_____!
2 1 5 4 3 2 1 1 6 3

100 Words Kids Need to Read by 2nd Grade © Scholastic, Inc.



Which Word?

My little brother Jack loves school so much that one day he was the first one **there!** "May I come in **now** and get to work?" he asked his teacher.

"But Jack, school is not **open** yet," she said. "You are **here before** all the other kids. **Soon** the other children will be here. **After** that, it will be time for school to start. **Then** we will all get to work!" The next day, the school was closed when Jack got there. Was he the first one there? No, he was the only one there. It was Saturday!

Directions:
Read the story. Then answer each question with a **blue** word from the story. We did the first one for you.

1 Which blue word sounds the same as the word **hear** and means **in this place**?

here

2 Which blue word means the opposite of **closed**?

3 Which blue word sounds the same as **their** and means **in that place**?

4 Which blue word means **at this time** and rhymes with **cow**?

5 Which two blue words are opposites? (**Hint:** One starts with **a** and the other starts with **b**.)

6 Which blue word starts with **t** and rhymes with **when**?

What's the Question?

Directions:

Use the words in the **Word Box** to write the question that each sentence answers. We did the first one for you.

Word Box

who
what

~~when~~
where

why
how

1 Answer: The soccer game is after school on Monday.

Question: When is the soccer game?

2 Answer: That is my friend Sam.

Question: _____?

3 Answer: My last name is Brown.

Question: _____?

4 Answer: School closed because it snowed.

Question: _____?

5 Answer: The books are here.

Question: _____?

6 Answer: The dog reached the cookies by jumping on the table.

Question: _____?

Sort It Out!

Word Box

after ~~sister~~ now there
children before school us
here men soon

Directions:
Write each word in the
Word Box under the
question it can help
answer. We did the first
one for you.

Who?
(people words)

sister

Where?

(place words)

When?
(time words)

The Terrible Tooth Fairy

Directions:

This memo to the Queen Tooth Fairy is missing some words! Find them in the **Word Box** and write them in the correct spaces.

Word Box

wide	into	end
quiet	over	early
more	story	fell

To: Queen Tooth Fairy

From: Complaint Department

We have had many complaints about Tooth Fairy Number 324, also known as Doris. Last Saturday she got to work too _____, before the boy was asleep. When she flew _____ the top of his head, he jumped out of bed and chased her with a can of bug spray.

And that's not the _____ of the _____. She also broke Tooth Fairy Rule #1: Be _____! Last week, she took a nap in a kid's doll house and _____ off the little bed. The girl woke up and started to cry. When Doris flew away, she left the doll house door _____ open.

We cannot let Doris get _____ any _____ trouble. Please find her a new job. I hear the Easter Bunny needs help this year. Thank you.



The Four Seasons


Directions:

Write the name of each season where it belongs in the puzzle below. For each one, we've given you a word and a picture as clues.

Word Box

summer spring
winter fall

1



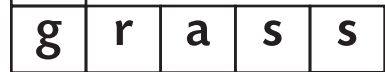
2



3



4



Now try this!

The four seasons have their letters all mixed up! Can you unscramble them?

lafl _____

gripns _____

etnriw _____

rmesum _____

True or False?

Directions:

To complete the maze, pass only through the boxes containing **true** statements. The correct path takes you through **seven** boxes.

Start

The opposite of **early** is late.

Another word for **early** is late.

Another word for **quiet** is silent.

The opposite of **more** is less.

Another word for **story** is tale.

The opposite of **quiet** is silent.

The opposite of **over** is **under**.

Another word for **more** is less.

Another word for **story** is poem.

The opposite of **under** is beneath.

The opposite of **over** is above.

Another word for **over** is above.

Another word for **end** is finish.

The opposite of **wide** is fat.

The opposite of **end** is finish.

Finish!

better

fell

please

cold

funny

purple

drank

help

read

every

our

said

slept

them

who



some

third

wide

spring

Wednesday

winter



thank

what

women

Name That Word! Board Game

What You Need to Play

- The game board on pages 28–29 of this book
- Word Cards (cut from two pages, beginning on page 25 of this book)
- Two players
- A game piece for each player (like a coin or a button)
- One die

How to Play

- Place all the Word Cards facedown in a pile.
- Roll the die. Move your piece the number of dots on the die.
- If you land on a pink circle, say a word that rhymes with the word in the circle.
- If you land on “Pick a Card,” your partner picks a Word Card and reads the word on the card out loud. You have to spell it. If you spell the word correctly, move ahead one space. After you follow the directions on that space, it is your partner’s turn.
- If you land on any other circle, follow the directions.
- The first person to reach *Finish* wins!

Now Try This!

You can use your Word Cards without the game board to play other games, like Memory:

- Combine 12 of your cards with the same 12 of a friend’s cards. (Use either all of your green cards or all of your orange cards.) Mix them up.
- Spread all the cards facedown. The cards should not overlap.
- Pick a card and turn it over. Now pick another card and turn it over. If the two words match, take both cards and keep them. Go again until you turn over two cards that do not match.
- The other player does the same.
- The game is over when there are no cards left. The player with the most cards wins!



Name That

Start

all

Pick a card.

Say the name of the day of the week that comes after Saturday.

drink

Go ahead one space.

more

Spell the word that sounds the same as *hear* but means "at this place."

Pick a card.

soon

Pick a card.

Say a word that means the opposite of *long*.

now

Go back one space.

make

Spell a word that sounds the same as *their* but means "in that place."

Say a word that means the opposite of *large*.

best

Pick a card.

Say the word that rhymes with *ring* and means what one might do to a song.

man

Pick a card.

Say a word that means the opposite of *quiet*.

school

Go ahead one space.

Word!

Board Game (See page 29 for how to play.)

Say a word for the season that comes after summer.

took

Say the word that rhymes with *glory* and means a tale.

town

Go back one space.

Say the question word that asks about time.

none

Pick a card.

Say a word that means the opposite of *after*.

say

Pick a card.

Say the word that rhymes with *wild* and means a young person.

Say a word that means the opposite of *early*.

Pick a card.

who

Say the word that rhymes with *task* and means "to say a question."

Pick a card.

Say a word that means the same as *small*.

white

Say the word that starts with *f* and means "not very many."

where

Pick a card.

why

Say the word that rhymes with *weep* and tells what a tired person does.

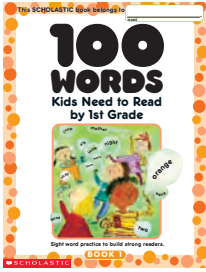
end

Say a word that means the opposite of *under*.

Finish!


100 Words Kids Need To Read

Book 1 (First Grade)




are	car	for	green	look	on	seven	two
as	come	four	had	me	one	she	up
at	day	friend	has	mother	orange	sit	want
ate	did	from	have	my	out	six	was
be	do	gave	he	new	play	stop	we
black	don't	get	I	night	rain	ten	went
blue	down	girl	if	nine	ran	that	were
book	eat	give	in	no	red	the	will
a	boy	eight	go	is	not	run	with
am	by	fast	goes	it	of	sat	yellow
an	came	father	good	jump	off	saw	yes
and	can	five	got	little	old	see	you

Book 2 (Second Grade)



better	fell	into	now	second	thank	when
both	few	keep	open	short	their	where
brother	first	kept	our	sing	them	white
brown	Friday	large	over	sister	then	who
but	funny	long	please	sleep	there	why
child	goodbye	made	pretty	slept	third	wide
children	hello	make	purple	small	Thursday	winter
cold	help	man	quiet	some	took	woman
after	drink	many	read	soon	town	women
all	drank	here	men	said	Tuesday	your
any	early	hers	Monday	sang	story	under
ask	end	him	more	Saturday	summer	us
before	every	his	myself	say	Sunday	Wednesday
best	fall	how	none	school	take	what

Book 3 (Third Grade)



beautiful	different	grew	live	round	today	wrote
because	does	grow	may	several	together	year
been	done	held	middle	shall	told	yesterday
behind	draw	hold	month	should	tomorrow	
believe	drew	hurt	much	start	too	
below	either	it's	must	straight	trouble	
bought	enough	its	neither	sure	upon	
bring	far	just	never	talk	very	
about	brought	kind	once	tell	walk	
above	buy	flew	knew	only	warm	
again	call	fly	know	own	think	
always	carry	found	laugh	pull	those	
answer	city	frighten	learn	put	though	
around	clean	full	left	ready	thought	
away	could	going	light	right	through	


To order, call 1-800-SCHOLASTIC

This **SCHOLASTIC** book belongs to _____.

NAME _____

100 WORDS

Kids Need to Read by 3rd Grade



Sight word practice to build strong readers.

BOOK 3

Contents

3...My 100 Words to Read

Group 1

4...Which Word?

5...Jack's Shoes

6...Dogs Can't Spell!

Group 2

7...Find the Word

8...Match It!

9...A-maze-ing Verbs

Group 3

10...Pedal Puzzle

11...A-maze-ing Birds

12...Herman the Class

Dragon

Group 4

13...Which Word?

14...My Blue Monster

15...Mystery Letter

Group 5

16...Find the Word

17...Lost and Found

18...Sort It Out!

Group 6

19...Puzzle It Out!

20...Loony Lunch Time

21...Bugs's Big Day

Group 7

22...A Winning Story

23...A Monstrous Maze

24...Aliens Can't Spell!

Name That Word! Game

25...Word Cards

27...How to Play

28...Game Board

Dear Educator,

Teachers know and experts agree that the only way for children to master sight words—those high frequency, often non-decodable words essential to reading fluency—is through practice. With *100 Words Kids Need to Read*, we are pleased to offer a tool to help provide that practice in an engaging, effective format.

We created the three books in this series—for first, second, and third graders—with the guidance of literacy experts and classroom teachers. Broken down into manageable groups, words are introduced in context and reinforced through inviting puzzles and games. Each sequence of activities is carefully designed to touch on reading, writing, and usage, taking children beyond mere visual recognition of sight words to genuine mastery.

The journey through these skill-building pages will help young readers make the successful transition from learning to read to reading to learn. Along the way, they will also receive excellent preparation for standardized tests. Enjoy the trip!



David Goddy
VP, Publisher

ANSWER KEY p. 4: 2. write; 3. tell; 4. wrote; 5. believe; 6. could; should; p. 5: would; these; those; believes; could; enough; know; answer; the sidewalk p. 6: 2. know; 3. answers; 4. would; 5. believe; 6. writing; 7. tell; 8. enough p. 7: 5. believe; 3. bought; 4. bring; 5. draw; 6. hold; 7. talk; 8. drew p. 8: 2. held; 3. talk; 4. think; 5. buy; 6. laugh; 7. I. Lilly drew a picture. 2. Sam held his nose; 3. Jake thought hard. 4. Sam wrote a letter; 5. Jake laughed at Sam's joke. 6. Jake bought some candy. 7. Lilly brought Pete to school. 8. Lilly and Pete walked home. 9. My head hurts. p. 10: 5. because; 6. through; 7. around; 1. far; 2. below; 4. very; 5. behind p. 11: 1. A bird flew with a worm in her mouth. 2. I saw her fly into her nest. 3. She fed her babies so they would grow. 4. When they were done, she got more food. 5. A mother bird does a lot of work! 6. I began going to see them every day. 7. The babies grew and flew away. p. 12: because; going; through; around; grew; above; behind; done; flew; does p. 13: 2. start; 3. always; 4. its; 5. may; 6. year; 7. right p. 14: month; always; never; must; light; just; Cheer him up p. 15: 1. b; 2. r; 3. e; 4. a; 5. y; 6. h; Your breath p. 16: 2. call; 3. full; 4. away; 5. upon; 6. pull p. 17: 1. b; 2. a; 3. c; 4. c; 5. a p. 18: Action: call, find, put, pull; Direction: away, below, upon, around, behind, above p. 19: 1. word; 3. clean; 4. warm; 5. ready; 2. own; 3. carry; 6. gain p. 20: Answers will vary p. 21: 2. clean; 3. owns; 4. ready; 5. carried; 6. about; 7. middle; 8. sure p. 22: Neither; been; several; yesterday; Today; either; different; tomorrow; Now try this! p. 23: 1. Another word for tomorrow, yesterday p. 23: 1. Another word for trouble is difficult; 2. The opposite of beautiful is ugly; 3. Another word for beautiful is pretty. 4. Frighten means the same as scare; 5. To learn, one must study or practice; 6. Straight rhymes with eight; 7. In this story, straight means directly. p. 24: 1. trouble; 2. been; 3. together; 4. learn; 5. several; 6. different; 7. beautiful; 8. tomorrow; 9. today

Editor: Kaaren Sorensen **Art Directors:** Deborah Dinger, Joan Michael, Beth Benzaquin **Editorial Consultants:** Wiley Blevins, Mary C. Rose, Sue Szczechanski **Writers:** Spencer Kayden, Jessica B. Levine **Copy Editors:** L.C. Israel, Bryan Brown • **Magazine Group:** VP, Publisher: David Goddy • VP, Editor in Chief: Rebecca Bondor • Associate Editorial Director: Alyse Sweeney • Design Director: Judith Christ-Lafond • Production Director: Barbara Schwartz • Executive Director of Photography: Steven Diamond • Publishing System Director: David Hendrickson • Manager, Digital Imaging Group: Marc Stern • Director of Library Service: Bert Schacter • Library Manager: Maggie Stevaralgia • VP, Marketing: Jocelyn Forman • **Scholastic Education:** President: Margery Mayer • Group VP Marketing: Greg Worrell • Director, Customer Service Technical Support: Karine Apollon-Mowatt • Associate Director of Customer Service: Pat Drayton

To order more issues or for customer service: 1- 800-SCHOLASTIC

Copyright © 2001 by Scholastic • All rights reserved. Published by Scholastic, Inc. • Scholastic and associated logos are trademarked and/or registered trademarks of Scholastic Inc. No part of this publication may be reproduced, or stored in a retrieval system, or transmitted in any form or by any means, electronic, mechanical, photocopying, recording or otherwise, without written permission of the publisher. For information regarding permission, write to Scholastic Inc., Attention: Permissions Department, 557 Broadway, New York, NY 10012

Library of Congress Cataloging-in-Publications Data available ISBN 0-439-39931-9
12 9 8 7 6 5 4 3 2 1 00 01 02 03 04 Printed in the USA. First printing X

My 100 Words to Read

Group 1

answer	know	told
believe	should	would
could	tell	write
enough	these	wrote
knew	those	

Group 2

bought	drew	talk
bring	held	think
brought	hold	thought
buy	hurt	walk
draw	laugh	

Group 3

above	does	going
around	done	grew
because	far	grow
behind	flew	through
below	fly	very

Group 4

always	light	once
it's	may	right
its	month	start
just	must	wrong
left	never	year

Group 5

away	only
call	pull
find	put
found	round
full	shall
kind	too
much	upon

Group 6

about	own
again	ready
carry	sure
city	though
clean	warm
live	which
middle	word

Group 7

beautiful	several
been	straight
different	today
either	together
frighten	tomorrow
learn	trouble
neither	yesterday

Which Word?

Directions:

Read the story.
Then answer each question
with a **blue** word from
the story. We did
the first one for you.



1

"You won't **believe**
what I'm going to **tell**
you about William."

"I **told** you I don't
like to hear gossip."

2



3

"Well, if I **wrote** it down then you
could read it instead of hearing it."

"Even if you **write**
it, it's still gossip."

4



5

"I **knew** that. Maybe I **should** just keep it to myself."

1 Which blue word is a homophone (a word that sounds the same, but has a different meaning) of the word **new**? knew

2 Which blue word is a homophone of the word **right**? _____

3 Which blue word is the present tense of the verb **told**? _____

4 Which blue word is the past tense of the verb **write**? _____

5 Which blue word comes between **apple** and **car** in the dictionary?

6 Which two blue words rhyme? _____

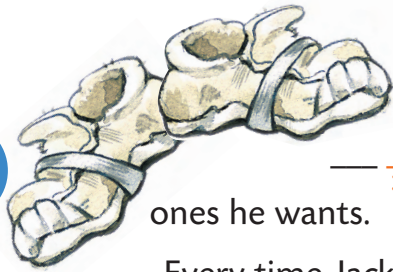
Jack's Shoes

Directions:
Use the words in the **Word Box** to complete the story. Then follow the directions to solve the riddle below.

Jack _____ ¹ like new sneakers.

_____ ² are his old sneakers.

_____ ³ _____ ⁴ are the ones he wants.



Every time Jack goes up the hill with Jill, he falls down and breaks his crown. He _____ ⁵ the problem is his shoes. Jack told me if he had a good pair, he _____ ⁶ get to the top without falling.

Are new shoes _____ ⁷ to help Jack? I don't _____ ⁸ the _____ ⁹ _____ ¹⁰. But it could be that Jack is just clumsy!

Word Box

know	would	These	believes
Those	enough	answer	could

Now try this! To solve the riddle, look for the numbers below some of your answers in the story. Then fill in the matching letters below.

What wears shoes but has no feet?

_____ !
² ³ ⁷ ⁴ ⁵ ¹ ⁷ ¹⁰ ⁹ ⁶ ⁸

5

Directions:

Molly the Mutt has something to tell your teacher, but she can't spell very well. Can you help? Find and circle **eight** misspelled words in the letter. Then write them correctly on the lines. We did the first one for you.

1. should
2. _____
3. _____
4. _____
5. _____
6. _____
7. _____
8. _____

Dogs Can't Spell!

From the desk of Molly the Mutt



Dear Teacher,

The first thing I shood say is that I'm sorry. Sort of.

Let me explain. I no there are times when a student comes to class without his or her homework. You ask where it is, and the student ansers, "The dog ate it!"

"Who wuold beleive such a story?" you say. "Please tell the truth."

Well, I'm righting this letter to tel you it's all true. I, Molly the Mutt, eat homework. Lots of it. I go from house to house, from state to state, gobbling homework.

It all started when I was just a puppy. That's when I tasted my first book report on *Green Eggs and Ham*. Delicious! Now, I'll eat anything I can get my paws on. I like stories, spelling tests, even math workbooks. I can't get enuff!

So the next time a student shows up with a scrap of paper covered in slobber, think of me.

Yours truly,
Molly the Mutt



Find the Word

Directions:

Complete the sentences below with words from the **Word Box**. Then find the words in the puzzle. Words may go across, down, or diagonally. We did the first one for you.


- 1 Have you thought about what you'd like for your birthday?
- 2 Hannah likes to _____ home from school.
- 3 Last Friday, I _____ a new notebook.
- 4 Today I will _____ the notebook to school with me.
- 5 Ruthie and Carlos like to _____ pictures of aliens.
- 6 May I _____ your hand if I get scared during the movie?
- 7 Sometimes we _____ too loudly in the library.
- 8 Tanya used colored pencils when she _____ that picture.

B	T	B	R	I	N	G	T
D	H	E	W	E	Q	H	S
R	O	J	O	A	G	X	K
A	U	O	Q	U	R	L	B
W	G	H	O	E	A	D	P
D	H	B	O	W	M	R	F
P	T	V	K	L	L	E	M
T	A	L	K	S	D	W	F

Word Box

bought	drew
bring	draw
thought	walk
hold	talk

Match It!



Directions:

A synonym is a word that has the same meaning as another word. Read the story. Then find the synonym for each blue word in the Word Box. We did the first one for you.

Word Box

think laugh talk ~~brought~~ held buy hurt

Justin **took** his pet pig, Hoggy, to school. He **cradled** Hoggy in his lap during class. Every time Ms. Lawrence started to **speak**, Hoggy started to oink! Ms. Lawrence didn't **suppose** it was such a good idea to have a pig at school. So Denise asked if she could **purchase** a rooster for the classroom instead. We all started to **giggle**. Ms. Lawrence laughed so hard her stomach **ached**!

- | | | |
|---|----------|----------------|
| 1 | took | <u>brought</u> |
| 2 | cradled | _____ |
| 3 | speak | _____ |
| 4 | suppose | _____ |
| 5 | purchase | _____ |
| 6 | giggle | _____ |
| 7 | ached | _____ |

A-maze-ing Verbs

Start

Directions:

To complete the maze, pass only through the **correct** sentences. An incorrect sentence is like a wall in the maze: You cannot pass through it. The correct path takes you through **nine** boxes.



Finish

Pedal Puzzle

Directions:

Use the words in the **Word Box** to complete the sentences below. Then write the words in the correct spaces in the puzzle. We did the first one for you.

Word Box


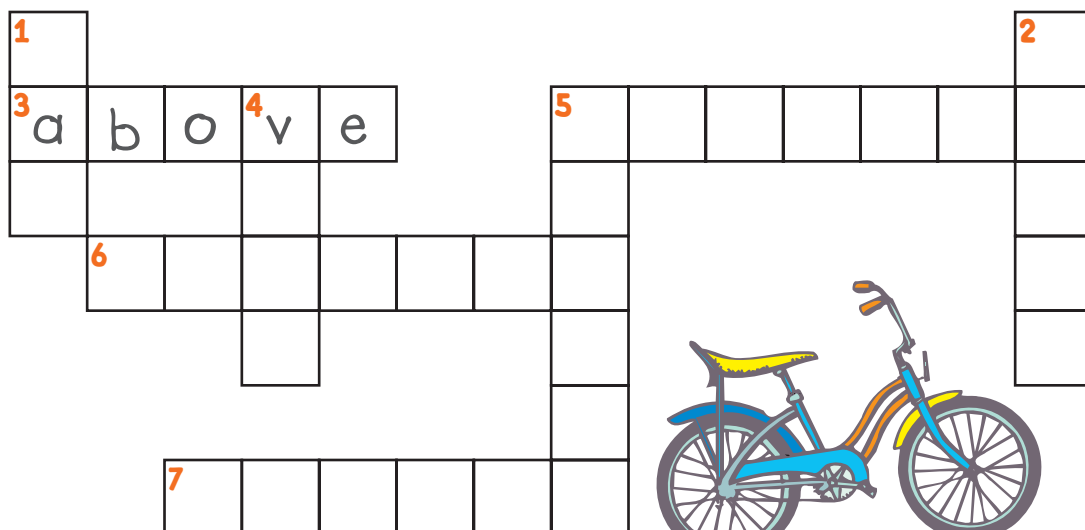
~~above~~ behind because
below far very
around through

Across

- When I ride my bike, the street is under my tires and the sky is above my head.
- I have to put air in my tires _____ they are flat.
- When you pump up your tires, make sure the air is coming _____ the hose.
- We like to ride our bikes _____ in bigger and bigger circles.

Down

- The distance from my house to my friend's isn't _____.
- As I pedal, I can see the ground move _____ my feet.
- Our neighborhood is a _____ interesting place to explore.
- I ride in front and my friend rides _____ me.



A maze-ing Birds



Directions:

To complete the maze, pass only through the **correct** sentences. An incorrect sentence is like a wall in the maze. The right path goes through **seven** boxes.

START

When they were done, she got more food.

A mother bird does a lot of work!

A mother bird do a lot of work!

I began going to see them every day.

She feeds her babies worms so they grows.

She fed her babies so they would grow.

When they was done, she got more food.

A mother bird fly with a worm.

I saw her fly into her nest.

I saw her flew into her nest.

A bird flew with a worm in her mouth.

The mother bird done a lot of work!

She fed her babies so they grewed.

I goed to see the birds every day.

The babies grew and flew away.

The babies growed and flew away.

The babies grew and flyed away.

FINISH

100 Words Kids Need to Read by 3rd Grade © Scholastic, Inc.

Herman the Class Dragon

Directions:

Use the words from the **Word Box** to complete the story below.

Word Box

around flew
behind grew
because going
done through
does above



Our teacher returned from vacation with a very small dragon. We named him Herman _____¹ when we said "Herman" he flared his nostrils and looked like he was _____² to smile. We kept him in a big tank. That way, we could look _____³ the glass and watch him sleep or reach his head _____⁴ his body to lick his wings clean.

As Herman got bigger, his wings also _____⁵. One of our class jobs was lifting Herman high _____⁶ our heads so that he could practice flapping his wings. We would have one kid supporting his front and another _____⁷ him. Afterward, we would pet Herman's scales and tell him he had _____⁸ a good job. Practicing seemed to tire him out.

That is until last Monday, when Herman _____⁹ up and perched on top of the highest bookshelf. He gave us a toothy smile the way he sometimes _____¹⁰ and flapped his wings proudly.

10

Which Word?

Alisha **always** gets new sneakers at the **start** of the school **year**.

Today, Alisha picks up a sneaker that is blue with green stripes on **its** side. **It's** perfect. She asks, "**May** I try this on?"

A man checks the size of her **right** foot and then her **left**. Then he brings her the shoes. But when she puts them on, her feet hurt. "These don't fit," she says. That's when she sees that they are on the **wrong** feet!

Directions:
Read the story.
Then answer each question with a **blue** word from the story. We did the first one for you.



-
- 1 Which blue word is a contraction of **it is**? it's
 - 2 Which blue word means the same as **beginning**? _____
 - 3 Which blue word means the opposite of **never**? _____
 - 4 Which blue word is a homophone for **it's** and means "belonging to it"?

 - 5 Which blue word has the same spelling as a month of the year and means "to allow"? _____
 - 6 Which blue word has one syllable and means "12 months"? _____
 - 7 Which blue word means the opposite of both **left** and **wrong**? _____

My Blue Monster

Directions:

Use the words in the **Word Box** to complete the story. Then solve the riddle at the bottom of the page. We did the first one for you.



Word Box

always light must ~~once~~
just month never

I have a blue monster in my closet. About o n c e a
 _____ 2 I move all the coats and shoes and go in for a visit.

He's _____ a little cranky at first. "It's bad enough,"
 he growls, "that you almost _____ 3 _____ 4 come to see me, but
 when you do, 5 _____ you let in all that _____ 6 _____?"

But then we play cards or a game of Clue and he cheers right up.

Then I say goodbye for another month or so. He _____ 7 _____
 growls and says, "Make sure you leave it good and dark when you go."
 But I know he'll miss me.

Now try this! Look for the numbers beneath some of the letters in your answers above. Then fill in the matching letters to solve the riddle below.

What do you do with a blue monster?

_____ p!
1 2 3 3 4 2 6 5 7

Mystery Letter



Directions:

In each set of words, the same letter is missing. Can find the mystery letter in each set? The letters you need are in the Letter Box.

Letter Box

t
e
h
r
b
a

1 ____ elow
____ ecause
____ ehind
The mystery letter is ____

5 i ____ s
jus ____
mus ____
The mystery letter is ____

2 yea ____
sta ____ t
w ____ ong
The mystery letter is ____

6 lig ____ t
rig ____ t
mont ____
The mystery letter is ____

3 onc ____
n ____ ver
l ____ ft
The mystery letter is ____

4 ____ lways
m ____ y
w ____ lk
The mystery letter is ____

Now try this!

To answer the riddle below, fill in the six mystery letters in the order they appear above.

What can you hold without using your hands?

Your _____!
1 2 3 4 5 6

Find the Word

Directions:

Complete the sentences below with words from the **Word Box**. Then find each word in the puzzle. Words may go across, down, or diagonally. We did the first one for you.

- 1 I chose a pumpkin that had no bumps and was perfectly round.
- 2 Sarah had a question about her homework, so she picked up the phone to _____ Tanisha.
- 3 After Juan ate the hot fudge sundae, his stomach felt very _____.
- 4 When my mom went _____ on a trip, she sent me postcards.
- 5 Miko's cat likes to sit _____ her lap while Miko reads.
- 6 Sam had to _____ on his dog's leash to keep him away from the hornet's nest.

A	R	H	L	U	I
D	W	L	U	P	P
I	A	A	D	O	U
C	E	F	Y	N	L
R	O	U	N	D	L
P	U	F	U	L	L

Word Box

away	round
pull	full
call	upon

Lost and Found



Directions:
Read the story.
Then fill in the bubble
next to the best answer to
each question below.

One day Alisha's little brother found three dollars. "Look!" he said. "Now I can buy a pony!"

"I think a pony will cost too **much**," Alisha said. "Shall I help you **find** something to spend it on?"

"Okay," he said. He **put** the money in his pocket.

"Ice cream might be a good thing to spend it on," said Alisha. "What **kind** do you want?"

"I **only** like one kind. Chocolate," said her brother.

"I think chocolate is the best kind, **too**," said Alisha.

-
- 1 When Alisha says a pony will cost too **much**, she means:
 a. Three dollars is more than enough money to buy a pony.
 b. A pony costs a lot more than three dollars.
 c. If her brother had found five dollars, he could buy a pony.
 - 2 When Alisha says, "I think chocolate is the best kind, **too**," the word **too** means
 a. also.
 b. two.
 c. not at all.
 - 3 The opposite of **found** is
 a. kept.
 b. forgot.
 c. lost.
 - 4 Which word means the same as **kind** in this story?
 a. nice
 b. child
 c. type
 - 5 In the dictionary, the word **only** appears
 a. between **lonely** and **quiet**.
 b. after the word **totally**.
 c. before the word **night**.

Sort It Out!

Directions:

Put each word from the **Word Box** in the circle where it belongs. We did the first one for you.

Word Box

~~found~~ find behind
away upon pull
call put above
below around

Action Words

found

Direction Words

Now try this!

Write a sentence using as many words from the **Word Box** as you can.

How many words from the **Word Box** did you use? _____

Puzzle It Out!

Directions:
Use the words in the Word Box to complete the sentences below. Then write the words in the correct spaces in the puzzle.

Across


- 1 My name was the first _____ that I learned to spell.
- 3 Sam washed the dishes so they were sparkling _____.
- 4 The weather today is _____ but not hot.
- 5 At the end of second grade, our teacher said we were _____ for third.

Down

- 2 Will you share my popcorn, or do you want your _____?
- 3 She has to _____ the baby because he's too little to walk.
- 6 We had burgers for dinner last night, and we're having them _____ tonight.

Word Box

carry warm
own clean
again word
ready



Loony Lunch Time

Directions:

Don't read this story yet!
First, find a partner. One of you will read aloud the words under the lines at left and write down what the other says. Then put those words in the story and read it out loud.



PAULETTE BOGAN VIA SODA


- 1 _____
famous person
- 2 _____
adjective
- 3 _____
verb ending in *-ing*
- 4 _____
adjective
- 5 _____
noun
- 6 _____
noun (plural)
- 7 _____
animal
- 8 _____
two-digit number
- 9 _____
adjective

Lunch time at _____ Elementary **sure** can get _____¹. When the bell rings in the **middle**² of the day, kids start _____³ toward the cafeteria. But I have to say, the food is usually _____⁴. I'm not sure **which**⁴ dish they serve most often. It's probably fried _____⁵ or macaroni and _____⁶. I should warn you, **though**. There is a rumor going around **about** the _____⁷ soup. People say it was made in 19 _____⁸. How _____⁹! Next time you're in the **city** where I **live**, come on by and I'll treat you to lunch!

Bugs's Big Day

Directions:

A synonym is a word that has the same meaning as another word. Read the story. Then find the synonym for each blue word in the Word Box. We did the first one for you.



Word Box

about carried clean ~~lives~~ middle owns ready sure

My pet rabbit, Bugs, **dwells** in a cage in my backyard. I keep his cage **spotless**. I feed him and pet him. When my teacher said anyone who **possesses** a pet could bring it in for Class Pet Day, I was **prepared**! I **toted** Bugs's cage all the way to school on a city bus. It took **around** an hour but it was worth it. I put Bugs in the **center** of the room and everyone took turns petting him. I'm **certain** that Bugs was the world's happiest rabbit that day.

1 dwells

lives

2 spotless

3 possesses

4 prepared

5 toted

6 around

7 center

8 certain

A Winning Story

Directions:

Use the words in the **Word Box** to complete the story below. We did the first one for you.

Word Box

either	Neither	together
several	been	yesterday
Today	tomorrow	different

Carlos and Anna play checkers together¹
almost every day. They play again and again.

_____ ² one likes to lose. Carlos

has _____ ³ the winner


_____ ⁴ times. When they played

_____ ⁵, Anna won every game.

_____ ⁶, _____ ⁷ one

could win. Maybe they should play a

_____ ⁸ game _____ ⁹!



Now try this! Put the words in the **Word Box** in ABC order.

We did the first one for you.

- | | | | | | |
|---|-------|---|-------|---|-------|
| 1 | been | 4 | _____ | 7 | _____ |
| 2 | _____ | 5 | _____ | 8 | _____ |
| 3 | _____ | 6 | _____ | 9 | _____ |

A Monstrous Maze

Attention, Monsters! Do you have **trouble** scaring humans? Has a little old lady ever told you you're **beautiful**? Do you sometimes worry that you couldn't **frighten** a small child?

Don't worry. Being scary isn't something you're born with. It's a skill you can **learn**. And at Fright Boosters Night School, we can teach you. Soon little old ladies will faint at the sight of you. Grown men will leap **straight** into the air at your growl—or your money back. Call today!

Directions:
Read this ad for Fright Boosters Night School. Then complete the maze by passing only through the true sentences. The correct path takes you through **seven** boxes.



Aliens Can't Spell!

Directions:

The alien who wrote this ad can't spell very well! Can you help? Find and circle **nine** misspelled words. Then write the words correctly on the lines below.



If you're from the planet Googygoopiter, listen up!

Do you have trubble with slime? Has it bin oozing from your ears and toes? When you get together with human friends, do your feet leave embarrassing gooey marks on their carpets?

What you are about to lern will change all of that. SLIME AWAY is the first slime remover made for stubborn problems like yours. Simply apply it to your toes and ears. Wait sevral minutes. Then watch as SLIME AWAY works its magic! You'll look and feel difrent right away.

Behind all that slime there's a beautifull alien! So why wait until tomorow when you can be slime-less twoday?

- | | | |
|---------|---------|---------|
| 1 _____ | 4 _____ | 7 _____ |
| 2 _____ | 5 _____ | 8 _____ |
| 3 _____ | 6 _____ | 9 _____ |

again

answer

beautiful

because

been

behind

brought

city

does

live

neither

once

pull

several

shall

start

straight

tell

thought

through

tomorrow

trouble

warm

word



Name That Word! Board Game

What you need to play:

- The game board on pages 28–29 of this book
- Word Cards (cut from two pages, beginning on page 25 of this book)
- Two players
- A game piece for each player (like a coin or a button)
- One die

How to play:

- Place all the Word Cards facedown in a pile.
- Roll the die. Move your piece the number of dots on the die.
- If you land on a pink circle, say a word that rhymes with the word in the circle.
- If you land on “Pick a Card,” your partner picks a Word Card and reads the word on the card out loud. You have to spell it. If you spell the word correctly, move ahead one space. After you follow the directions on that space, it is your partner’s turn.
- If you land on any other circle, follow the directions.
- The first person to reach *Finish* wins!

More games you can play with the Word Cards:

Spelling Pile-up

- Put all the cards facedown in a pile.
- One player picks a card and reads it out loud. The other player has to spell the word.
- If that player spells it correctly, he or she gets the card. If he or she spells it incorrectly, the other player keeps the card.
- The player with the most cards at the end wins.
- You can also play this game with rhyming instead of spelling.

Memory

- Combine 12 of your cards with the same 12 of a friend’s cards. (Use either all of your light blue cards or all of your dark blue cards.) Mix them up.
- Spread all of the cards facedown. The cards should not overlap.
- Pick a card and turn it over. Now pick another card and turn it over. If the two words match, take both cards and keep them. Go again until you turn over two cards that do not match.
- The other player does the same.
- The game is over when there are no cards left. The player with the most cards wins!



Name That

Start

Say a word that means the same as *too*.

draw

Pick a card.

bring

Pick a card.

could

Pick a card.

Spell a word that sounds the same as *write* but means "the opposite of wrong."

Spell a word that sounds the same as *witch* but is a question word.

Say a word that means the same as *middle*.

flew

Pick a card.

call

Go ahead one space.

far

Go back one space.

Say the word that means "the day before today."

wrote

Say the word that is the past tense of the verb *buy*.

clean

Say a word that rhymes with *sink* and means "what you do with your mind."

Pick a card.

those

Go ahead one space.

Word!

Board Game (See page 29 for how to play.)

Say a word that means the same as *frighten*.

kind

Say a word that means the opposite of *above*.

knew

Say a word that means the same as *below*.

Say a word that means the opposite of *laugh*.

may

Go back one space.

Pick a card.

Say the word that is the past tense of the verb *hurt*.

Pick a card.

fly

Say a word that means the same as *done*.

Pick a card.

Pick a card.

much

Say a word that rhymes with *show* and means "to get bigger."

hold

Spell a word that sounds the same as *no* but means "to understand."

talk

Say a word that means the same as "12 months."

Pick a card.

light

Say a word that means the opposite of *full*.

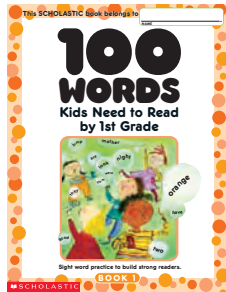
end

Say a word that means the opposite of *found*.

Finish!

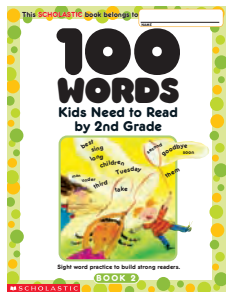
100 Words Kids Need To Read

Book 1 (First Grade)



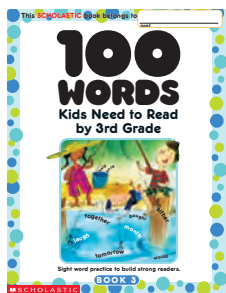
are	car	for	green	look	on	seven	two
as	come	four	had	me	one	she	up
at	day	friend	has	mother	orange	sit	want
ate	did	from	have	my	out	six	was
be	do	gave	he	new	play	stop	we
black	don't	get	I	night	rain	ten	went
blue	down	girl	if	nine	ran	that	were
book	eat	give	in	no	red	the	will
a	boy	go	is	not	run	they	with
am	by	fast	goes	it	of	sat	yellow
an	came	father	good	jump	off	saw	yes
and	can	five	got	little	old	see	you

Book 2 (Second Grade)



better	few	keep	open	short	their	where
both	first	kept	our	sing	them	white
brother	Friday	large	over	sister	then	who
brown	funny	long	please	sleep	there	why
but	goodbye	made	pretty	slept	third	wide
child	hello	make	purple	small	Thursday	winter
children	help	man	quiet	some	took	woman
cold	her	many	read	soon	town	women
drink/ drank	here	men	said	spring	Tuesday	your
early	hers	Monday	sang	story	under	
end	him	more	Saturday	summer	us	
every	his	myself	say	Sunday	Wednesday	
fall	how	none	school	take	what	
fell	into	now	second	thank	when	

Book 3 (Third Grade)



away	could	going	light	right	through	wrong
beautiful	different	grew	live	round	today	wrote
because	does	grow	may	several	together	year
been	done	held	middle	shall	told	yesterday
behind	draw	hold	month	should	tomorrow	
believe	drew	hurt	much	start	too	
below	either	it's	must	straight	trouble	
bought	enough	its	neither	sure	upon	
bring	far	just	never	talk	very	
brought	find	kind	once	tell	walk	
buy	flew	knew	only	these	warm	
call	fly	know	own	think	which	
carry	found	laugh	pull	those	word	
city	frighten	learn	put	though	would	
clean	full	left	ready	thought	write	

To order, call 1-800-SCHOLASTIC